



COLAs Online

What's New in COLAs Online 3.12.3 (Industry Members)

The following enhancements in functionality and interface are included in Version 3.12.3 of the COLAs Online system:

- **Mandatory fields are now clearly marked** - when submitting a new application, mandatory fields on every page are now clearly marked with a red asterisk.

COLAs Online
ALCOHOL AND TOBACCO TAX AND TRADE BUREAU

TTB F 5100.31: Application For and Certification/
Exemption of Label/Bottle Approval

[Formulas Online](#)

- [Home: My eApplications](#)
- [Create an eApplication](#)
- [Search for eApplications](#)
- [My Profile](#)
- [Contact Us](#)
- [Instructions](#)
- [Log Off](#)

Create Application
Step 1 of 3: Application Type
* fields are required

Step 1 | [Step 2](#) | [Step 3](#) |

* **Type of Product** ?

Wine
 Domestic SAKE Application

Distilled Spirit

Malt Beverage

* **Source of Product** ?

Domestic

Imported

Type of Application ?

Certificate of Label Approval

Certificate of Exemption from Label Approval
*This item will only be sold in [--Select State--](#)

- **DBA/Trade Names are now available to select from a drop-down list** - If there are any DBA/Trade Names associated with the selected permit, they will be available for selection from a drop-down list. Only one selection is permitted for the DBA/Trade Name.

DBA/Trade Name ? (if any)
Name used in the bottler or importer statement. [Read more...](#)

[--Select DBA/Trade Name --](#)

* **Brand Name** ?

Fanciful Name ? (if any)
Note: Required for Malt Beverage and Distilled Spirit Specialty products. Optional for wine.

What's New in COLAs Online 3.12.3 (Industry Members)

- **Domestic Grape Varietals are now available to select from a drop-down list** - If your application is for Domestic Wine, you will have the option of selecting a Grape Varietal from a drop-down list. You may select as many varietals as necessary, one at a time.

Varietals can also be removed, as needed.

Grape Varietal	Remove?
Aglianico	Remove
Aurore	Remove


- **Enhancements to label uploading** - When you indicate a label dimension over 25 inches, a pop-up message will display, asking you to confirm the measurements are correct. If you answer “No”, you will have the option to re-enter the measurements.

Confirm Image Width and Height


You have indicated that your label is 26 inches wide and 2 inches tall. Are you sure these are the correct values?

- **Dimension lines have been added to the label verification page** - to reduce the risk of attaching incorrectly scanned images, dimension lines have been included next to your labels. This will help users quickly spot and correct possible issues with their labels (e.g. incorrectly cropped images), which may otherwise result in applications being returned for correction.

Correctly cropped image:

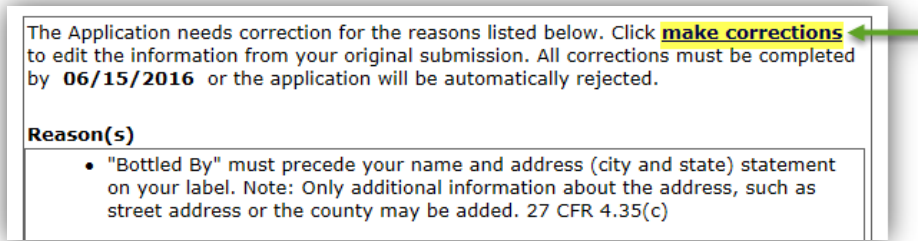


Incorrectly cropped image:



What's New in COLAs Online 3.12.3 (Industry Members)

- **Streamline the correction process** – for applications returned for correction, the **make corrections** link has now been moved inside the reason section.



- **Improved displaying of Reasons for Correction/Rejection** - Multiple reasons for correction/rejection are now clearly separated and marked with bullet points. Any additional information regarding a reason for rejection/correction will be displayed, after the reason description, within the same section.

