



# Pay.gov

## What's New in Pay.gov 6.0

July 26, 2014

The following enhancements in functionality and interface are included in Version 6.0 of the Pay.gov website:

- **Pay.gov Home Page Enhancements** – The [Pay.gov home page](#) has been updated and includes the following enhancements:
  - Automatic redirection from the [www.pay.gov](#) domain to the new URL for the default Pay.gov home page: <https://www.pay.gov/public/home>
  - Improved and more accessible search capability to find forms and agencies
  - More intuitive placement of [Log in](#) and [Register](#) links in upper-right corner of page
  - Core functions organized into two areas: I Need to Pay and Common Payments
  - Documentation on Pay.gov available as [Online Help](#)
  - The addition of a [Make a Payment](#) link which directs you to a page that assists you with finding the correct online form to make payments through Pay.gov
  - The addition of a [Find an Agency](#) link which directs you to an alphabetical list of all agencies that accept payments on Pay.gov and links to public forms for these agencies

### Pay.gov Home Page

The screenshot displays the Pay.gov website's home page. At the top, the Pay.gov logo is on the left, and 'Log in | Register' links are on the right. Below this is a dark blue navigation bar containing a search box labeled 'Find Forms, Agencies...', a 'Search' button, and three main menu items: 'MAKE A PAYMENT', 'FIND AN AGENCY', and 'ONLINE HELP'. The main content area features a large banner with the text 'Welcome to Pay.gov' and a description of the service. Below the banner, there are two primary sections: 'I NEED TO PAY' and 'COMMON PAYMENTS'. The 'I NEED TO PAY' section lists various payment categories with star icons, including Loan Payment, Medical Expense, Fine, Violation, or Penalty, FOIA Request, Debt, National Park Service, Training or Conference, and Make a Donation or Contribution. The 'COMMON PAYMENTS' section lists specific agencies and their associated payment types, such as the Department of Veteran Affairs (VA Medical Care Copayment), Small Business Administration (SBA) (View all SBA forms), Department of Defense (Out of Service Debt Account Information), United States Courts (Payment of Violation Notice), and United States Coast Guard (USCG Merchant Mariner User Fee Payment).

Pay.gov

Log in | Register

Find Forms, Agencies... Search

MAKE A PAYMENT FIND AN AGENCY ONLINE HELP

### Welcome to Pay.gov

Pay.gov is the convenient and fast way to make secure electronic payments to Federal Government Agencies. Many common forms of payment are accepted, including credit cards, debit cards, and direct debit. Click on a link below or use the search box above to get started.

[Make a Payment](#)

#### I NEED TO PAY

Select one of the options below to see a list of forms and agencies that fall into that category.

- ★ [LOAN PAYMENT](#)
- ★ [MEDICAL EXPENSE](#)
- ★ [FINE, VIOLATION, OR PENALTY](#)
- ★ [FOIA REQUEST](#)
- ★ [DEBT](#)
- ★ [NATIONAL PARK SERVICE](#)
- ★ [TRAINING OR CONFERENCE](#)
- ★ [MAKE A DONATION OR CONTRIBUTION](#)

#### COMMON PAYMENTS

Pay.gov processes payments for hundreds of Federal government agencies, the most common of which are listed below.

**DEPARTMENT OF VETERAN AFFAIRS**

- ▶ [VA Medical Care Copayment](#)

**SMALL BUSINESS ADMINISTRATION (SBA)**

- ▶ [View all SBA forms](#)

**DEPARTMENT OF DEFENSE**

- ▶ [Out of Service Debt Account Information](#)

**UNITED STATES COURTS**

- ▶ [Payment of Violation Notice](#)

**UNITED STATES COAST GUARD**

- ▶ [USCG Merchant Mariner User Fee Payment](#)

## What's New in Pay.gov 6.0

- **Find an Agency Page Addition** –You may select the [Find an Agency](#) link on the Pay.gov home page to access the Find an Agency page. Select the [T](#) link and then select the [TTBBUREAU](#) link to display the agency location within Pay.gov.

### Find an Agency Page – Select T Link

Pay.gov Log in | Register

Find Forms, Agencies... Search MAKE A PAYMENT FIND AN AGENCY ONLINE HELP

### Find an Agency

Below is a list of all agencies that accept payments on Pay.gov. Many of the agencies listed support online public forms, which are web pages where you type in information about yourself and the payment. Clicking on the agency name below will take you to a list of public forms for the chosen agency.

A B C D E F G H I J K L M N O P Q R S **T** U V W X Y Z 0-9

**A**

- [Administrative Office of the U.S. Courts](#)
- [Advisory Council On Historic Preservation](#)
- [Agriculture \(USDA\) Farm Service Agency](#)
- [Agriculture \(USDA\) Agriculture Marketing Service \(AMS\) Dairy](#)

**Need Help?**  
Customer Service

Pay.gov

Contact: Pay.gov Customer Service  
Email: [Click to email](#)  
Phone: 800-624-1373 or 216-579-2112

### Find an Agency Page – Select TTBBUREAU Link

[Transportation \(DOT\): Research & Special Programs Administration](#)

[Transportation \(DOT\): RSPA Office of Hazardous Materials Safety](#)

[Transportation \(DOT\): Volpe Center](#)

[Transportation\(DOT\): Federal Aviation Administration \(FAA\) Headquarters](#)

[Treasury \(UST\): Bureau of the Fiscal Service](#)

[Treasury \(UST\): Bureau of the Fiscal Service: Treasury Securities Services](#)

[Treasury \(UST\): Bureau of the Fiscal Government Wide Accounting](#)

[Treasury \(UST\): Financial Management Service \(FMS\) Debt Management Services](#)

[Treasury \(UST\): Internal Revenue Service \(IRS\)](#)

[Treasury \(UST\): Office of the Comptroller of the Currency \(OCC\)](#)

[Treasury \(UST\): Office of Thrift Supervision \(OTS\)](#)

[Treasury: Financial Management Service](#)

**TTBBUREAU**

[Return to top of the list](#)

### TTB Agency Page

Pay.gov Log in | Register

Find Forms, Agencies... Search MAKE A PAYMENT FIND AN AGENCY ONLINE HELP

### TTBBUREAU

**Beverage Operations**  
Form Number: 5110.77  
[Continue to the Form](#)

**Quarterly Brewer's Report of Operations - OLD VERSION**  
Quarterly Brewer's Report of Operations  
Form Number: TTB F 5130.26a | OMB Number: 1513-0007  
[Continue to the Form](#)

**TTB General Information**  
TTB customers interested in filing electronically, should visit the following site for more information:  
<http://www.ttb.gov/epayment/epayment.shtml>  
Form Number: TTB INFO

**Need Help?**  
Customer Service

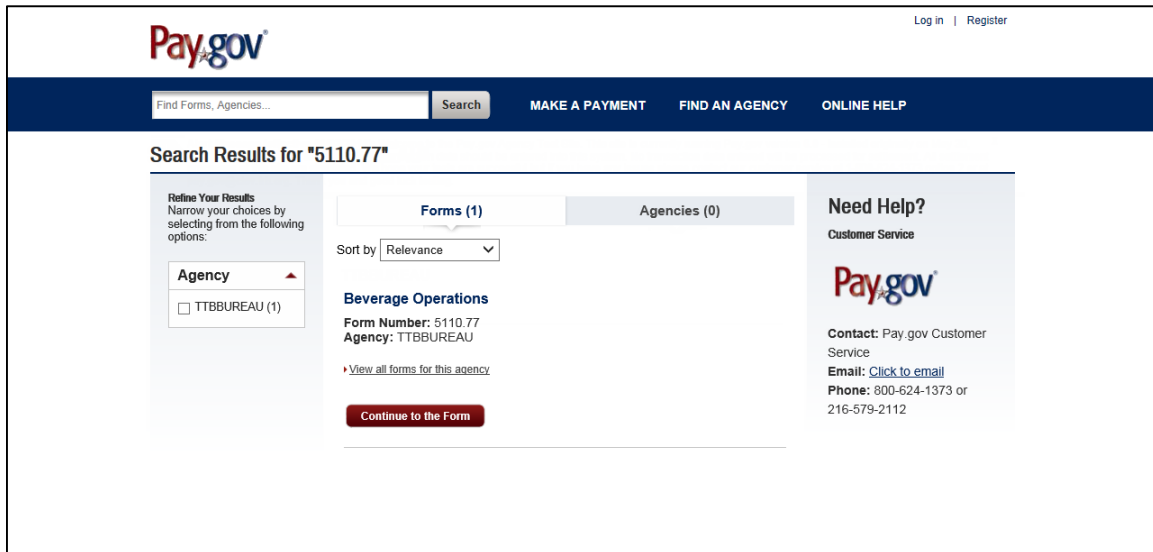
Pay.gov

Contact: Pay.gov Customer Service  
Email: [Click to email](#)  
Phone: 800-624-1373 or 216-579-2112

## What's New in Pay.gov 6.0

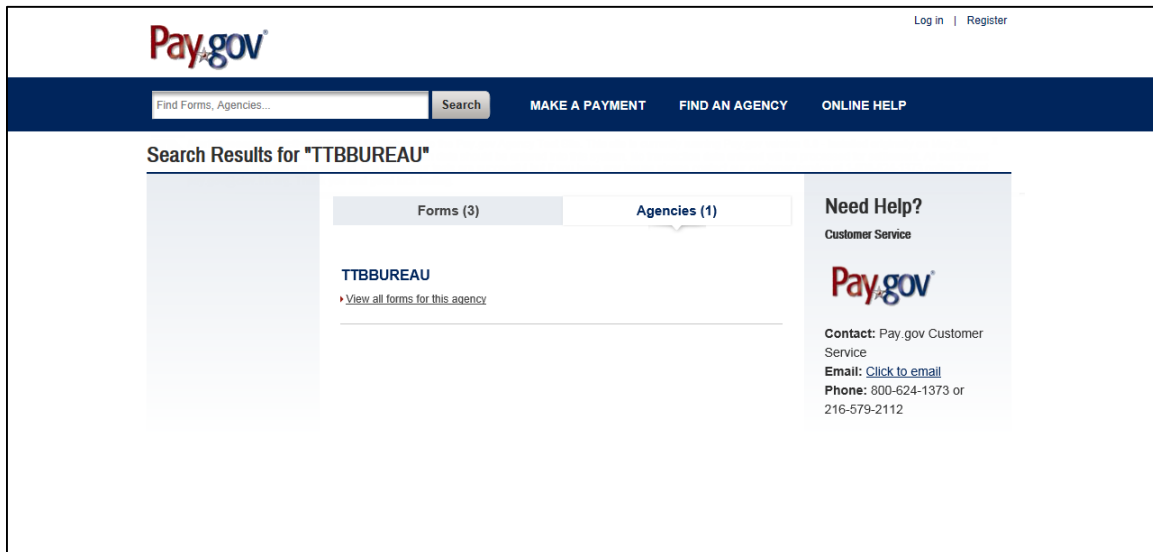
- **Search Enhancements** – You may enter in a keyword in the quick search field at the top-left hand corner of Pay.gov and select the **Search** button or press the **Enter** key to execute a search for forms and agencies. You may use the keywords **TTB** or **TTBBUREAU** to find forms for the Alcohol and Tobacco Tax and Trade Bureau. Search results are displayed in two tabs: Forms and Agencies. Selecting a form search result directs you to the Before you Begin page of the payment. Selecting an agency search result directs you to the agency location within Pay.gov.

### Pay.gov Form Search Results



The screenshot shows the Pay.gov website interface. At the top, there is a search bar with the text "Find Forms, Agencies..." and a "Search" button. To the right of the search bar are links for "Log in" and "Register". Below the search bar is a navigation bar with links for "MAKE A PAYMENT", "FIND AN AGENCY", and "ONLINE HELP". The main content area displays "Search Results for '5110.77'". On the left, there is a sidebar with the heading "Refine Your Results" and a section for "Agency" with a dropdown menu showing "TTBBUREAU (1)". The main content area has two tabs: "Forms (1)" and "Agencies (0)". The "Forms (1)" tab is active, showing a result for "Beverage Operations" with "Form Number: 5110.77" and "Agency: TTBBUREAU". There is a "Continue to the Form" button. On the right, there is a "Need Help?" section with "Customer Service" information, including the Pay.gov logo, contact details, and a "Click to email" link.

### Pay.gov Agency Search Results



The screenshot shows the Pay.gov website interface. At the top, there is a search bar with the text "Find Forms, Agencies..." and a "Search" button. To the right of the search bar are links for "Log in" and "Register". Below the search bar is a navigation bar with links for "MAKE A PAYMENT", "FIND AN AGENCY", and "ONLINE HELP". The main content area displays "Search Results for 'TTBBUREAU'". On the left, there is a sidebar with the heading "Refine Your Results" and a section for "Agency" with a dropdown menu showing "TTBBUREAU (1)". The main content area has two tabs: "Forms (3)" and "Agencies (1)". The "Agencies (1)" tab is active, showing a result for "TTBBUREAU" with a "View all forms for this agency" link. On the right, there is a "Need Help?" section with "Customer Service" information, including the Pay.gov logo, contact details, and a "Click to email" link.

## What's New in Pay.gov 6.0

- **My Account Page Enhancements** – The My Account page has been reorganized to include the most frequently utilized components at the top of the page.

### My Account Page

The screenshot shows the Pay.gov website's 'My Account' page. At the top, there's a header with the Pay.gov logo, a search bar, and navigation links: 'MAKE A PAYMENT', 'FIND AN AGENCY', and 'ONLINE HELP'. The main content area is titled 'My Account' and includes a welcome message. Below this, there are four sections: 'My Forms' (with a 'View My Forms' button), 'Payment Activity' (with a 'View Payment Activity' button), 'Profile Information' (with a 'View Profile Information' button), and 'Enter Access Code' (with an 'Enter Access Code' button). A 'Payment Accounts' section is also present with a 'View Payment Accounts' button. On the right side, there's a 'Need Help?' sidebar with contact information for Pay.gov Customer Service.

- **Before You Begin Page Addition** – Pay.gov now includes the Before You Begin page you must access and review before you may continue to the agency form.

### Before You Begin Page

The screenshot shows the Pay.gov website's 'Before You Begin' page. At the top, there's a header with the Pay.gov logo, a search bar, and navigation links: 'MAKE A PAYMENT', 'FIND AN AGENCY', and 'ONLINE HELP'. Below the header, there's an 'Alert Message' box. The main content area is titled 'Monthly Report of Production Operations' and includes a progress bar showing 'Before You Begin' and '1 Complete Agency Form'. Below the progress bar, there's a text box with a 'Continue to the Form' button. A 'Need Help?' sidebar with contact information for Pay.gov Customer Service is on the right.

## What's New in Pay.gov 6.0

- **Payment Confirmation Page Enhancements** – The Payment Confirmation page now allows you to print a payment receipt and includes links that direct you to your Payment Activity or My Forms pages.

### Payment Confirmation Page

The screenshot shows the Pay.gov website interface. At the top, the Pay.gov logo is on the left, and user information "Welcome, AnitaSharifi | My Account | Log out" is on the right. Below the logo is a search bar with the text "Find Forms, Agencies..." and a "Search" button. A navigation bar contains links: "MAKE A PAYMENT", "FIND AN AGENCY", and "ONLINE HELP". The main heading is "Payment Confirmation - Excise Tax Return". Below this is a progress bar with four steps: "Before You Begin", "1 Complete Agency Form", "2 Enter Payment Info", "3 Review & Submit", and "4 Confirmation". The "Payment Confirmation" section displays the following information:

- Your payment is complete**
  - Pay.gov Tracking ID: 3FOONKOI
  - Agency Tracking ID: 120016591675
  - Form Name: Excise Tax Return
  - Application Name: Excise Tax Form (5000.24)
- Payment Information**
  - Payment Type: Bank account (ACH)
  - Payment Amount: \$100.00
  - Transaction Date: 06/25/2014 03:07:41 PM EDT
  - Payment Date: 06/27/2014
- Account Information**
  - Account Holder Name: Jose Andres
  - Routing Number: 055001766
  - Account Number: \*\*\*\*\*4321
- Email Confirmation Receipt**
  - Confirmation Receipts have been emailed to: anita.sharifi@ttb.gov

On the right side, there is a "Need Help?" section with "Customer Service" and the Pay.gov logo. Below this, it says "Contact: Pay.gov Customer Service", "Email: [Click to email](#)", and "Phone: 800-624-1373 or 216-579-2112". At the bottom of the main content area, there are three links: "View this payment on the Payment Activity page.", "View this form on the My Forms page.", and "Print Receipt".

- **Mobile Phone Compatibility** – Pay.gov is now compatible with your mobile device. The pages will display more vertically than horizontally.

### Mobile Phone Compatibility

The three screenshots show the Pay.gov mobile app interface on a smartphone. The first screenshot shows the "Log in | Register" screen with the Pay.gov logo, a search bar, and an alert message. The second screenshot shows the "Complete Agency Form" screen with a progress bar and a form for "Lassen Volcanic National Park Annual Pass". The third screenshot shows the "Payment Confirmation" screen with a progress bar and a "Register today!" message.

**Alert Message (effective 05/19/2014):** Welcome to the Pay.gov QADev Site. This site is currently running Pay.gov release v6.0\_BUILD\_63. This is only a test site and no real transaction data should be entered into this system. No transaction data entered will be processed for settlement. All settlement processes at this site are simulated. This site is restricted to internal testers only. Access to this site is monitored. [More Information](#)

**Complete Agency Form**

- 1 Complete Agency Form
- 2 Enter Payment Info
- 3 Review & Submit
- 4 Confirmation

**Lassen Volcanic National Park Annual Pass**

\* Denotes required information for processing

Current Date: 05/22/2014

☐ Check here if Billing Address is the same as Mailing Address

\* First Name

\* Last Name

\* Address Line 1:

**Payment Confirmation**

4 Confirmation

**Register today!**

Thank you for your payment! Please consider registering for a Pay.gov account today. Having a Pay.gov account provides you the ability to:

- ▶ Manage your payments
- ▶ See your payment history
- ▶ Receive and pay bills

## What's New in Pay.gov 6.0

- **Session Timeout** – Pay.gov will now timeout non-registered users and return them to the Pay.gov home page when a session times out.


### Session Timeout

Pay.gov Log in | Register

Find Forms, Agencies... Search MAKE A PAYMENT FIND AN AGENCY ONLINE HELP

## Beverage Operations

[Before You Begin](#) [Complete Agency Form](#)



DEPARTMENT OF THE TREASURY  
BUREAU OF ALCOHOL, TOBACCO & FIREARMS  
Distilled Spirits  
BEVERAGE (N)

[General Instructions](#)

3. Period Covered (Year & Month or Year and Quarter) 4. V

☐ Monthly ☐ Quarterly

Year ☒ ☐ Month

Quarterly: ☐

XXXX-XXXX (XX/XX/XXXX)

1. EIN

2. Registry Number

Zip Code)

**Pay.gov**  
**Paperwork Reduction Act**

You will be returned to the homepage in **31** seconds due to inactivity.

[Click here to continue using this page.](#)

**PART I - BEGINNING AND ENDING**  
(Report in Proof Gallons)

☐ Please select this, if there was no activity in Part I.

ITEM	Bulk (a)	Bottled (b)	Packaged (c)	Total (d)
6. On Hand Start of Report Period				0.000
7. On Hand End of Report Period				0.000

**PART II - SUMMARY OF ALL PRODUCTION OR REDISTILLATION ACTIVITY FOR THE REPORTING PERIOD**  
(Report in Proof Gallons)

☐ Please select this, if there was no activity in Part II.

ITEM	Produced
<b>Whisky</b>	
8. Domestic	
9.	
<b>Rum</b>	
10. Domestic	
11.	
<b>Other Products</b>	
12. Brandy	
13. Gin	
14. Vodka	
15. Alcohol & Neutral Spirits (at or above 190 proof)	
16. Alcohol & Neutral Spirits (under 190 proof)	
17.	
18.	
19. TOTAL PRODUCED (Lines 8 thru 18)	0.000

Note: A distilled spirits plant located in the United States may NOT produce Canadian, Scotch, Irish or other whiskies derived from countries other than the U.S., Puerto Rican or Virgin Islands rum, or Tequila